

Learner's Permit Instructions:

All students must go to Department of Public Safety to get the learning permit. To avoid the lengthy lines, Champion recommends scheduling an appointment 60 days before the student turns 15 and a half. Look below for step-by-step instructions on how to navigate the DPS website. Keep in mind the earliest a student is eligible for the permit is 15 and a half years old.

1. Go to the DPS website at <https://oklahoma.gov/dps.html>

2. Click **"Schedule an online appointment"**

a. Do NOT click the first **"Get a learner's permit"**, wait to go to the appointment portal in orange

3. Click **"Other Appointments"**

4. Click **"A. Learner's Permit/Class D Written Test"**

a. **"Accept"**

5. Select Location

a. Note the ones that are Full and Walk-in Only

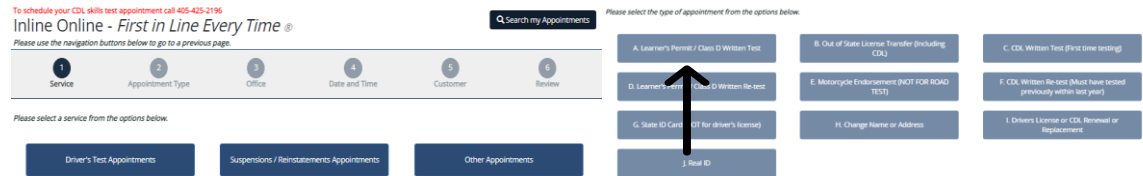
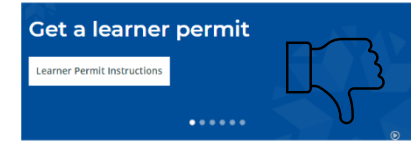
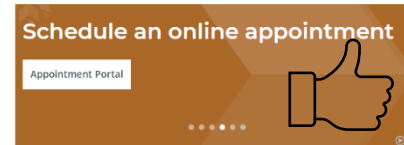
i. Champion HIGHLY recommends getting an appointment.

ii. Champion recommends logging on sporadically through out the day for cancelled appointment that will reopen if looking for a specific time and location not available at first.

6. Select desired Date and Time

a. If no date appears highlighted it means, there is no availability

7. Enter student information and Proceed to Payment of \$3.75



DRIVE LIKE A CHAMPION!

